



EAGLE EXPRESS

SCHOOL WEEKLY NEWSLETTER

Phone:
413-423-3326

[http://
www.erving.org](http://www.erving.org)

BEST ELEMENTARY SCHOOL!

ERVING, MA

JANUARY 24th, 2020



This week's Coffee Hour focused on Fire Safety! Thank you to all who attended. Watch our calendar for the next Coffee Hour! See attached flyers.

Tuesday, February 4th

PTO Meeting
6:00 pm

Sunday, February 9th

CNC Play Group
10:00-11:30 am

Monday, February 10th

School Committee
Meeting
6:00 pm

Tuesday, February 11th

Preschool Registration
6:00-7:00 pm

Friday, February 14th

*Happy
Valentine's
Day*



From The Principal's Desk:



Dear Families and Friends of Erving Elementary School,

I had the pleasure of attending the sixth grade Accelerated Reader ceremony on Wednesday of this week. During the assembly, students were honored for their accomplishment reading Accelerated Reader books. Accelerated Reader is a computer-based program that students at Erving Elementary school use to monitor their reading practice and progress. Teachers guide their students to books that match individual reading levels, then students can read the book and take a short quiz when they complete the book. The quick quiz is a way for teachers to see if their students understand what they read and to check for understanding. Congratulations to all of the 6th grade students that have received 50 and 100 points for their work on Accelerated Reader.



This week, members of the Erving Fire Department made a trip to the school to discuss fire safety. I would like to thank Caption Ryan Betters and Firefighter Brandon Breault, for taking the time to speak to parents at our Coffee Hour on Thursday. The Erving firefighters addressed the importance of smoke and carbon monoxide detectors, safe tips for using a wood burning stove and the importance of an in-home fire evacuation route to keep family members safe at all times.

On Thursday, students at EES practiced their second lock down drill of the school year. The purpose of the drill is to practice what children and adults will do if faced with a potential emergency in the building. As with fire drills and other safety programs, the hope is to acclimate students and teachers to a procedure that they will be able to follow quickly, effectively, and safely. All of our students and staff did a wonderful job during the drill.

Have a wonderful weekend!

Sincerely,



Lisa Candito



In the Spotlight

.....Grade 5, Mrs. Flaherty

This week the 5th grade has been building models, carrying out investigations, and analyzing data to determine how energy can be stored and released in a system. They have also built models that allowed them to trace the transfer of energy through a chain reaction.



Continued on next page...



We are still planning to offer the salad bar, starting on the week of February 3rd. We will be offering it on Mondays and Thursdays to start, and we would monitor the demand from there. We are very excited to have the fresh veggies back again.

If your financial situation has changed, it is a good time to revisit the free/reduced lunch application. Even though we are a “free lunch and breakfast” school, it is still important for us to get updated applications. We will always offer free meals, regardless of eligibility, but the applications help us to receive funding to continue doing so. You can get another application from the office.

Also, just a reminder: milk is included free with school lunches; however, if a child brings a home-lunch, and wishes to have milk, it will cost 50 cents. Water is always available for free.




Proper Ash Disposal

- Ashes cleaned out from the stove or fireplace should be shoveled into a metal bucket with a metal lid, placed outside, on the ground, away from the building, to prevent fires. Do not place ashes into a paper bag or cardboard box. Ashes and embers can stay hot for days and ignite combustibles.

Carbon Monoxide & Smoke Alarms

- Carbon monoxide alarms are required now in all homes with chimneys or woodstoves. Install one on every habitable level and no more than 10 feet from every bedroom door. Replace every 5-7 years.
- Smoke alarms should be installed on every level of your home, at the bottom of every stairwell and outside each sleeping area. Replace every ten years.
- Test alarms regularly and change alkaline batteries when we change the clocks.
- Consider installing alarms with sealed, 10-year batteries.

Carbon monoxide alarms are required in all homes with chimneys or woodstoves.

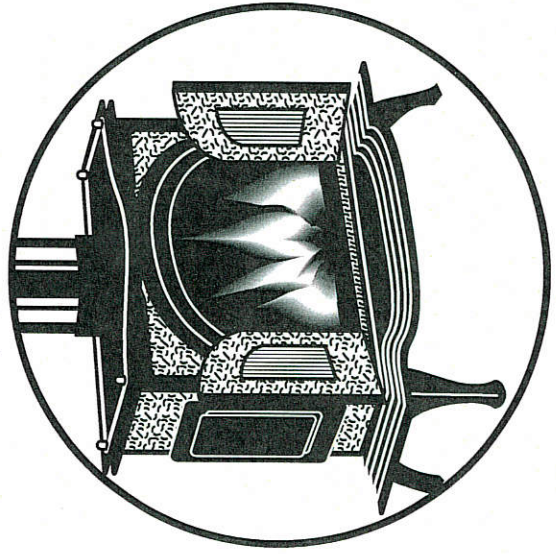


Chimney & Woodstove Fire Safety



DEPARTMENT OF FIRE SERVICES
Peter J. Ostroskey • State Fire Marshal

In 2018, there were 556 fire incidents involving chimneys, fireplaces, and woodstoves. These fires were responsible for 1 civilian death, 3 civilian injuries and 7 firefighter injuries. They resulted in \$3 million in property losses. These incidents made up 38% of all fires linked to heating systems.



Purchasing

- Be sure the stove you are purchasing to burn wood or coal is approved by Underwriter's Laboratory or another recognized testing laboratory.

Installation

- A building permit must be obtained prior to the installation of fireplaces, wood or coal burning stoves. They must be inspected by the local building inspector prior to their initial use as required by the Massachusetts State Building Code.

- Allow at least 36 inches of space around the appliance to prevent combustibles from coming into contact with a heat source.
- Solid fuel heating appliances cannot share a common flue with chimney flues utilized by other solid fuel, fossil fuel, or gas fired appliances.

Inspections

- Have the chimney and flue inspected by a qualified mason prior to use. Cracks in the flue or mortar joints can allow flames and heated gases to extend into the structure.

Proper Use

- Most chimney fires occur due to a build-up of **creosote**, a tarry by-product of burning wood. Have your chimney flue cleaned before each heating season. Burn only dry, well-seasoned, hardwood to reduce creosote accumulation.
- Do not use flammable liquids to start the fire.
- Never leave children unattended near the stove.
- Check that the damper is open before lighting the fire. Failure to do so can result in an accumulation of smoke and carbon monoxide within the home. Do not close the damper before the fire has died out and the embers are cold.
- Use a fireplace screen to prevent flying sparks and embers from falling out onto the floor.
- Install and maintain smoke alarms and carbon monoxide detectors to provide protection for your family.

Think Safety First When Heating your Home this Winter



Heating caused 7,053 fires over the past five years and is the number two cause of home fires in Massachusetts. Use your home heating system and space heating appliances wisely and responsibly. That's the way to *Keep Warm and Keep Safe*.

The ABCs of Fire Safety

- Make sure there are working smoke alarms and carbon monoxide alarms on every level including one outside the bedrooms.
- Test smoke and carbon monoxide alarms monthly and change batteries twice a year, when you change the clocks.
- Hold home fire drills to practice the home escape plan.
- Practice home fire safety and set a good example for the children.

Be Careful When Using Fireplaces and Solid Fuel Stoves

If you heat your home by burning *solid fuels* (coal, firewood, pellets), be careful before, during and after using these kinds of fuels.

- Have the chimney professionally cleaned every year.
- Make sure the stove is approved by a national testing agency such as Underwriter's Laboratory (UL).
- Get a building permit before installing a stove.
- Keep anything that can burn three feet away.
- Dispose of the ashes in a **metal** container, with a lid, away from the house, garage and porch.

Space Heaters Need Space

Fires caused by space heaters are rare but often deadly. If you must use a space heater, do so safely.

- Do not use space heaters as your #1 heating source.
- Keep anything that can burn three feet away.



Department of Fire Services
www.mass.gov/dfs • (978) 567-3380

- Use only heavy-duty extension cords.
- Always turn off when going to bed or leaving home.
- Portable kerosene heaters are illegal in MA for home use.

Maintain Natural Gas Equipment

Natural gas is a safe and efficient way to cook, heat our homes and hot water.

- Have your furnace and hot water heater professionally checked every year.
- Do not use or store gasoline or painting supplies inside where they can be ignited by the pilot light.

Gas leaks can be dangerous – if you smell something like rotten eggs or you think there might be a leak,

- Move outdoors.
- Do not smoke or turn on or off electrical switches - sparks can cause an explosion.
- Dial 911 immediately.

Maintain Oil Heating Equipment

Home heating with fuel oil is also safe and efficient.

- Have your furnace professionally cleaned and checked every year.
- Don't let the tank get completely empty.
- Call for service if the oil burner releases smoke or soot in the house.

Carbon Monoxide: the Silent Killer

Heating equipment is the leading source of carbon monoxide (CO) in the home.

- Install carbon monoxide alarms on every level of your home.
- Don't use the gas stove or oven for heat.
- Have furnaces and chimneys checked annually by a professional.
- Keep appliance vents and exhaust pipes clear of drifting snow and bushes.

Fuel Assistance

For information on fuel assistance, please call the HEATLINE at 1-800-632-8175 (or for Boston only 617-357-6012) or on-line at www.mass.gov/dhcd.

For more information go to:
www.mass.gov/keepwarmkeepsafe



Department of Fire Services
www.mass.gov/dfs • (978) 567-3380



Generator Safety

Prevent Fires, CO Poisoning and Electrocution

Generators can be helpful when the power goes out for an extended period of time. It is important to know how use them safely to prevent fires, carbon monoxide (CO) poisoning and electrocution.



Purchasing and Preparing to Use the Generator

- Purchase one that has been approved by a nationally recognized testing agency such as Underwriter's Laboratory (UL).
- Have a licensed electrician install a "transfer switch"; never plug a generator directly into a wall outlet to avoid "backfeeding" which can electrocute utility workers.
- Follow the manufacturer's instructions for use of the generator. Be sure to read the instructions before you need to use the generator.
- Install working CO alarms on every level of the home.

Using the Generator Safely

- Place the generator outdoors facing away from doors, windows and vents. Never use a generator inside a house, basement or crawl space – not even inside a garage with the door open. When possible, place the generator 5-10 feet away from the house.
- Plug appliances directly into the generator or use heavy-duty, outdoor rated extension cords, not to exceed the number of outlets on the generator. Make sure cords are free of cuts and tears and have all three prongs – especially the grounding pin.
- Keep the generator dry. Operate on a dry surface under an open canopy or tent.
- Dry your hands before touching the generator.
- Let the generator cool before refueling. Fuel spilled on hot engine parts could ignite.

Safely Storing and Transporting Gasoline to Power the Generator

- Transport gasoline safely, standing upright, in an approved container in the trunk of your car or back of a pick-up truck. You can transport a maximum of 21 gallons without a permit from the fire department, provided no single container exceeds 7 gallons.
- Store gasoline in a shed or detached garage away from the house; never store gasoline inside the home or an attached garage. Secure the shed or garage if possible, and keep flammable liquids out of reach of youngsters.
- Store gasoline far from any fuel burning appliance such as a furnace, water heater or woodstove. Vapors can travel back to their ignition source and ignite.



FireFactors

Office of the State Fire Marshal • www.mass.gov/dfs • (978) 567-3300



Erving Elementary School Preschool Registration

Erving Elementary School is beginning to register preschoolers for the 2020-2021 school year.

If you have a child who will be either 3 or 4 years old by September 1, 2020 and you live in the town of Erving, they are eligible to attend preschool at Erving Elementary School.

NEW THIS YEAR

There will be two opportunities to register your child at school:

Tuesday, Feb 11th 6:00pm-7:00 (tour and meet staff)

Wednesday, Feb 12th from 10:00-11:00 (tour and meet staff)

More information about these events will be mailed to each family

Families that currently have a child attending preschool at Erving Elementary School are automatically enrolled for next year and a registration packet will be sent home in February.

If your child is preschool eligible but will not be attending Erving Elementary School, please contact the school at (413) 423-3326 and let us know.

If you have any questions, please email Mackensey Bailey, Early Childhood Coordinator, at **bailey@erving.com**



Erving Elementary School Kindergarten Registration

Erving Elementary School is beginning kindergarten registration for the 2020-2021 school year.

If you have a child who will be 5 years old by September 1, 2020, and you live in the town of Erving, they are eligible to attend kindergarten at Erving Elementary School.

Please pick up a registration packet at the school or contact the school at (413) 423-3326 to have a registration packet sent to you.

Any child currently attending preschool at Erving Elementary School that will move on to kindergarten next year is automatically enrolled for next year and a registration packet will be sent home with your child in February.

All registration packets need to be returned by March 30, 2020.

If your child is kindergarten eligible but will not be attending Erving Elementary School, please call the school and let us know.

If you have any questions, please email Mackensey Bailey, Early Childhood Coordinator, at **bailey@erving.com**



Northampton Area Pediatrics Parenting Workshop

**Navigating the Care of your Medically Complex Child
and Finding the Supports you Need**
with Alan H. Zeman, MD, PNP

Come gather with other parents of medically complex children as we discuss the challenges of coordination. We will particularly focus on points of transition in your child's life including moving from early intervention to local school system and from pediatric to adult care. This will be a chance to meet our care coordinators and to connect with other parents as well as to learn about accessing resources and supports to help manage care for a child with special health care needs.

Sunday, January 26th
4pm to 5:30pm
193 Locust St., Northampton

Childcare will be provided at this workshop. Please RSVP for the workshop and childcare. Call us at 413-584-8700 or email contactus@napeds.com

Parenting workshops are open to the community and free of charge.

TIME TO MAKE ROOM FOR WARMER WEATHER CLOTHES!

CNC CHILDREN'S CLOTHING SWAP

Saturday, January 25th, 2020
1:00-3:00pm

Bring clothes
to SWAP
or just come
SHOP!

4 Montague Rd, Leverett
@ the Dixon House

CLOSET
CLEAN OUT!

Our closet is BURSTING!

**FREE! Open to all with young children,
Newborn-Elementary Age
Questions? Contact budine@erving.com**

Thank you to the First Congregational Church of Leverett!

The CNC Program is funded in part through the Coordinated Family and Community Engagement Grant by the Massachusetts Department of Early Education and Care, Community Donations, and the Union#28 Schools.





UNION #28 COMMUNITY NETWORK FOR
CHILDREN PROGRAM OFFERS:

LOVE ROCKS!



A family program to create together.



**SUNDAY, FEBRUARY 2, 2020
10:30 AM TO 11:30 AM
ERVING ELEMENTARY SCHOOL
28 NORTHFIELD RD
ERVING**



- *Love rocks are little tokens of love made on smooth river rocks. In this workshop, children attach bits of color, texture, and shape to rocks.*
- *Children leave with gifts of the heart to give to people they love.*
- *There will be a circle time with Emily and she will read a picture book about love..*
- *Free book and small snack for each child!*

*Best for families with children 3 years of age and older.

Space is limited.

**Pre-register by January 31st, contact Gillian at
budine@erving.com**



Emily Neuburger is an art teacher, author, and artist with a particular interest in story telling, imperfection, and artistic experimentation. She is the author of the award winning books *Show Me a Story* (Storey 2012) and *Journal Sparks* (Storey 2017)



"Funded by a grant from the Erving Cultural Council, a local agency supported by the Massachusetts Cultural Council, offered in collaboration with the Community Network for Children a program funded by the CFCE grant from the MA Department of Early Education and Care and the Erving Elementary School.





Union #28 Schools Community Network for Children PROGRAM SCHEDULE

July 1, 2019 - June 30, 2020

Call 978-544-5157 for more info or find us on 




All programs suitable for newborns through preschool age.

Combination of free play, music, movement, books, and nursery rhymes at all programs!

Come join us!

	FRIDAY SUMMER Outdoor PLAYGROUP Northfield 10:00-12:00pm	MONDAY Shutesbury TALES & TUNES 9:30 - 11:00am Katie T.	TUESDAY New Salem PLAYGROUP 8:45 - 10:15am Emily J.	WEDNESDAY Erving PLAYGROUP 10:00 - 11:30am Emily J.	WEDNESDAY Wendell PLAYGROUP 10:00 - 11:30am Sylvia W.	WEDNESDAY Leverett TALES & TUNES 10:30 - 12:00pm Heleen C.	FRIDAY Shutesbury PLAYGROUP 8:45-10:15am Joie C.	SUNDAY Erving Family Playtime 10:00- 11:30 Gillian B.
JULY	12,19,26	1, 8, 15, 22, 29	NONE	NONE	10, 17, 24, 31	10, 17, 24, 31	NONE	NONE
AUG	2	5, 12, 19, 26	NONE	NONE	7, 14, 21, 28	7, 14, 21, 28	NONE	NONE
SEPT	X	9, 16, 23, 30	10, 17, 24,	11,18, 25	4, 11,18, 25	4, 11,18, 25	13, 20, 27	NONE
OCT	X	7, 21, 28	1, 8, 15, 22, 29	2, 9, 16, 23, 30	2, 9, 16, 23, 30	2, 9, 16, 23, 30	18, 25	20
NOV	X	4, 18, 25	5, 12, 19	6, 13, 20	6, 13, 20	6, 13, 20	1, 8, 22	17
DEC	X	2, 9, 16	NONE	4, 11,18	4, 11,18	4, 11,18	NONE	8
JAN	X	6, 13, 27	7, 14, 21, 28	8, 15, 22, 29	8, 15, 22, 29	8, 15, 22, 29	10, 17, 24, 31	12
FEB	X	3, 10, 24	4, 11, 25	5, 12, 26	5, 12, 26	5, 12, 26	7, 14, 28	9
MAR	X	2, 9, 16, 23, 30	3, 10, 17, 24, 31	4, 11	4, 11, 18, 25	4, 11, 18, 25	6, 13, 20, 27	15
APR	X	6, 13, 27	7, 14, 28	8, 15, 29	1, 8, 15, 22, 29	1, 8, 15, 22, 29	3, 10, 17	5
MAY	X	4, 11,18	5, 12, 19, 26	6, 13, 20, 27	6, 13, 20, 27	6, 13, 20, 27	1, 8, 29	17
JUNE	X	1, 8, 15, 22, 29	NONE	NONE	3, 10, 17, 24	3, 10, 17, 24	NONE	NONE
	Northfield Mt. Recreation & Environmental Center 99 Millers Falls Rd. Northfield, MA	M.N. Spear Memorial Library 10 Cooleyville Rd. Shutesbury, MA 413-259-1213	Swift River School 201 Wendell Rd. New Salem, MA 978-544-5157 (CNC Office #)	Erving Elementary School 28 Northfield Rd. Erving, MA 413-423-3326	Wendell Library 7 Wendell Depot Rd. Wendell, MA 978-544-3559	Leverett Library 75 Montague Rd. Leverett, MA 413-548-9220	Shutesbury Elementary School 23 West Pelham Rd. Shutesbury, MA 413-259-1212	Erving Elementary School 28 Northfield Rd. Erving,MA



Please note: Ongoing programs may not occur during school vacations or holidays. Please check the schedule!

If inclement weather is a concern, call the CNC office for message/update, check Facebook or the CNC Website for info.

All programs are supported in part by the Coordinated Family and Community Engagement grant from The Massachusetts Department of Early Education and Care.

Programs also supported by the Friends of the M.N. Spear Memorial Library, Friends of the Leverett Library, Friends of the Wendell Free Library,

Shutesbury Elementary School, Erving Elementary School, Swift River School, and donations from friends in the community.

Updated 9/5/2019